

# G. M. KAPADIA & CO.

(REGISTERED)

CHARTERED ACCOUNTANTS

1007, RAHEJA CHAMBERS, 213, NARIMAN POINT, MUMBAI 400 021, INDIA

PHONE : (91-22) 6611 6611 FAX : (91-22) 6611 6600

## Independent Auditor's Report on the Standalone Special Purpose Ind AS Financial Statements of MICL Global Inc.

To  
The Board of Directors of **MICL Global Inc.**

### Opinion

We have audited the accompanying Standalone Special Purpose Ind AS Financial Statements of **MICL Global Inc.** (the "Company"), which comprise the Balance Sheet as at March 31, 2025, the Statement of Profit and Loss including other comprehensive loss, the Cash Flow Statement and the Statement of Changes in Equity for the year ended March 31, 2025 and a summary of the material accounting policies and other explanatory information (together hereinafter referred to as "Standalone Special Purpose Ind AS Financial Statements"). The Standalone Special Purpose Ind AS Financial Statements is prepared by the Board of Directors in accordance with Indian Accounting Standards ("Ind AS") prescribed under section 133 of the Companies Act, 2013 ("the Act") to enable **Man Infraconstruction Limited** to prepare its Ind AS consolidated financial statements for the year ended March 31, 2025.

In our opinion and to the best of our information and according to the explanations given to us, the Standalone Special Purpose Ind AS Financial Statements as at and for the year ended March 31, 2025 give information required in accordance with Indian Accounting Standards ("Ind AS") notified under section 133 of the Companies Act, 2013 ("the Act"), as amended and are prepared in compliance of instructions received from Man Infraconstruction Limited and based on material accounting policies adopted by MICL Global Inc.

### Basis for Opinion

We conducted our audit in accordance with the Standards on Auditing ("the SAs") specified under section 143(10) of the Act. Our responsibilities under those Standards are further described in the Auditor's Responsibilities for the Audit of the Standalone Special Purpose Ind AS Financial Statements section of our report. We are independent of the Company in accordance with the Code of Ethics issued by the ICAI and we have fulfilled our other ethical responsibilities in accordance with the requirements and of the ICAI's Code of Ethics. We believe that the audit evidence we have obtained is sufficient and appropriate to provide a basis for our opinion on the Standalone Special Purpose Ind AS Financial Statements.

### Management's Responsibility for the Standalone Special Purpose Ind AS Financial Statements

Board of Directors including those charged with governance are responsible for preparation of these Standalone Special Purpose Ind AS Financial Statements that give a true and fair view of the financial position, financial performance including other comprehensive loss, cash flows and changes in equity of the Company in accordance with the accounting principles generally accepted in India, including the Indian Accounting Standards (Ind AS).

This responsibility also includes maintenance of adequate accounting records in accordance with the provisions of the Act, for safeguarding the assets of the Company and for preventing and detecting



frauds and other irregularities, selection and application of appropriate accounting policies, making judgement and maintenance of adequate internal financial controls, that were operating effectively for ensuring the accuracy and completeness of the accounting records, relevant to the preparation and presentation of the Standalone special purpose financial statement including adjustments to be made to comply with the requirements of Ind AS that give a true and fair view and are free from material misstatement, whether due to fraud or error.

In preparing the Standalone Special Purpose Ind AS Financial Statements, the Board of Directors and the Management is responsible for assessing the Company's ability to continue as a going concern, disclosing, as applicable, matters related to going concern and using the going concern basis of accounting unless management either intends to liquidate the Company or to cease operations, or has no realistic alternative but to do so.

Those Board of Directors are also responsible for overseeing the Company's financial reporting process.

#### **Auditors' Responsibility for the Standalone Special Purpose Ind AS Financial Statements**

Our objectives are to obtain reasonable assurance about whether the Standalone Special Purpose Ind AS Financial Statements as a whole are free from material misstatement, whether due to fraud or error and to issue an auditor's report that includes our opinion. Reasonable assurance is a high level of assurance but is not a guarantee that an audit conducted in accordance with SAs will always detect a material misstatement when it exists. Misstatements can arise from fraud or error and are considered material if, individually or in the aggregate, they could reasonably be expected to influence the economic decisions of users taken on the basis of these Standalone Special Purpose Ind AS Financial Statements.

As part of an audit in accordance with SAs, we exercise professional judgment and maintain professional skepticism throughout the audit. We also:

- Identify and assess the risks of material misstatement of the Standalone Special Purpose Ind AS Financial Statements, whether due to fraud or error, design and perform audit procedures responsive to those risks and obtain audit evidence that is sufficient and appropriate to provide a basis for our opinion. The risk of not detecting a material misstatement resulting from fraud is higher than for one resulting from error, as fraud may involve collusion, forgery, intentional omissions, misrepresentations, or the override of internal control.
- Obtain an understanding of internal control relevant to the audit in order to design audit procedures that are appropriate in the circumstances but not for the purpose of expressing an opinion on the effectiveness of the Company's internal control.
- Evaluate the appropriateness of accounting policies used and the reasonableness of accounting estimates and related disclosures made by management.
- Conclude on the appropriateness of management's use of the going concern basis of accounting and based on the audit evidence obtained, whether a material uncertainty exists related to events or conditions that may cast significant doubt on the Company's ability to continue as a going concern. If we conclude that a material uncertainty exists, we are required to draw attention in our auditor's report to the related disclosures in the Standalone Special Purpose Ind AS Financial Statements or, if such disclosures are inadequate, to modify our opinion. Our conclusions are based on the audit evidence obtained up to the date



of our auditor's report. However, future events or conditions may cause the Company to cease to continue as a going concern.

We communicate with those charged with governance regarding, among other matters, the planned scope and timing of the audit and significant audit findings, including any significant deficiencies in internal control that we identify during our audit.

We also provide those charged with governance with a statement that we have complied with relevant ethical requirements regarding independence and to communicate with them all relationships and other matters that may reasonably be thought to bear on our independence and where applicable, related safeguards.

### **Other Reporting Requirements**

We further report that:

- a) We have sought and obtained all the information and explanations which to the best of our knowledge and belief were necessary for the purposes of our audit of the aforesaid Standalone Special Purpose Ind AS Financial Statements.
- b) The Balance Sheet, the Statement of Profit and Loss including Other Comprehensive Loss, the Statement of Cash Flows and Statement of Changes in Equity dealt with by this Report are in agreement with the books of account maintained for the purpose of preparation of the Standalone Special Purpose Ind AS Financial Statements.

### **Restriction on distribution and use**

These Standalone Special purpose Ind AS Financial Statements are not general purpose financial statements. This report on the Standalone Special Purpose Ind AS Financial Statements has been issued solely for the limited purpose of consolidation into the financial statements of the holding company, Man Infraconstruction Limited and is intended solely for the information and use by the managements of the Company, the Holding Company and the Statutory Auditors of the Holding Company. It should not be used for any other purpose or distributed to or used by other parties unless otherwise permitted.

**For G M Kapadia & Co.,**  
Chartered Accountants  
Firm Registration. No. 104767W



**Atul Shah**  
Partner

Membership No. 039569

Place: Mumbai  
Date: May 12, 2025

**UDIN:25039569BMLNEP2543**

MICL Global INC  
BALANCE SHEET AS AT MARCH 31, 2025

Particulars	Note No.	(Amount in USD)	
		As at March 31, 2025	As at March 31, 2024
<b>I. Assets</b>			
<b>1. Non Current Assets</b>			
a. Property, Plant and Equipment	2.1	21,485	9,295
b. Goodwill	2.2	251,675	251,675
c. Financial Assets			
Investments	2.3	16,180,443	21,943,303
d. Deferred tax assets (net)	2.4	1,776,378	41,879
e. Other Non current assets	2.5	13,041	-
<b>Total Non Current Assets</b>		<b>18,243,022</b>	<b>22,246,152</b>
<b>2. Current Assets</b>			
a. Financial Assets			
Investments	2.6	11,149	10,653
Cash and cash equivalents	2.7	8,829,787	11,007,342
Others	2.8	28,609	10,500
b. Other Current Assets	2.9	39,606	3,466
<b>Total Current Assets</b>		<b>8,909,151</b>	<b>11,031,961</b>
<b>Total Assets</b>		<b>27,152,172</b>	<b>33,278,113</b>
<b>II Equity and Liabilities</b>			
<b>1. Equity</b>			
a. Equity Share Capital	2.10	34,500,000	34,500,000
b. Other Equity	2.11	(7,383,339)	(1,289,707)
<b>Total Equity</b>		<b>27,116,661</b>	<b>33,210,293</b>
<b>2. Current Liabilities</b>			
a. Financial Liabilities			
Others	2.12	35,511	27,646
b. Current tax Liabilities (Net)	2.13	-	40,174
<b>Total Current Liabilities</b>		<b>35,511</b>	<b>67,820</b>
<b>Total Equity and Liabilities</b>		<b>27,152,172</b>	<b>33,278,113</b>

Material accounting policies 1  
Refer accompanying notes. These notes are integral part of Financial Statements


As per our report of even date  
For G M Kapadia & Co  
Chartered Accountants  
Firm Registration No. 104767W



**Atul Shah**  
Partner  
Membership No. 039569  
Place : Mumbai  
Date : May 12, 2025



For MICL Global INC

DocuSigned by:  
  
828CF463B0F5455...

**Vatsal Shah**  
Director

Date : May 12, 2025

**MICL Global INC**  
**STATEMENT OF PROFIT AND LOSS FOR THE YEAR ENDED MARCH 31, 2025**

(Amount in USD)

Particulars	Note No.	(Amount in USD)	
		For the year ended March 31, 2025	For the year ended March 31, 2024
<b>(i) Income</b>			
Other Income	3.1	485,831	538,945
<b>Total Income</b>		<b>485,831</b>	<b>538,945</b>
<b>(ii) Expenses</b>			
Employee Benefits Expense	3.2	554,950	410,919
Depreciation and Amortisation Expense	2.1	2,200	1,900
Other Expenses	3.3	7,751,009	399,525
<b>Total Expenses</b>		<b>8,308,159</b>	<b>812,344</b>
<b>(iii) Profit / (loss) before Tax (i-ii)</b>		<b>(7,822,328)</b>	<b>(273,399)</b>
<b>(iv) Tax Expenses</b>	3.4		
Current Tax		5,802	40,174
Deferred Tax		(1,734,499)	202,782
<b>(v) Profit / (Loss) after Tax (iii-iv)</b>		<b>(6,093,631)</b>	<b>(516,355)</b>
<b>(vi) Other Comprehensive Income</b>		-	-
<b>(vii) Total Comprehensive Income for the period (v+vi)</b>		<b>(6,093,631)</b>	<b>(516,355)</b>
<b>(viii) Earnings per equity share</b>			
Basic		(1.77)	(0.17)
Diluted		(1.77)	(0.17)
Weighted average number of equity shares and potential equity shares used as denominator in calculating basic earnings per share		3,450,000	3,077,049

Material accounting policies

1

Refer accompanying notes. These notes are integral part of Financial Statements

As per our report of even date

**For G M Kapadia & Co**

Chartered Accountants

Firm Registration No. 104767W


**Atul Shah**

Partner

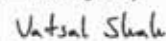
Membership No. 039569

Place : Mumbai

Date : May 12, 2025

**For MICL Global INC**

DocuSigned by:



828CF463B0F5455

**Vatsal Shah**


Director

Date : May 12, 2025

MICL Global INC  
Cash Flow Statement for the year ended March 31, 2025

Particulars	(Amount in USD)	
	For the year ended March 31	
	2025	2024
<b>Profit/(loss) before tax</b>	<b>(7822,328)</b>	<b>(273,399)</b>
<b>Adjustments for:</b>		
Interest Income	(418,994)	(538,438)
Dividend Income	(496)	(508)
Share in Loss From Associate	7,352,048	-
Depreciation & amortisation expenses	2,200	1,900
<b>Operating profit before working capital changes</b>	<b>(887,569)</b>	<b>(810,445)</b>
<b>Adjustments for:</b>		
(Increase) / Decrease in Other Assets	(36,140)	(3,466)
Decrease / (Increase) in Other Financial Assets	(31,150)	14,500
(Decrease)/ Increase in Other Financial Liabilities	7,865	(77,062)
<b>Cash generated from operations</b>	<b>(946,994)</b>	<b>(876,471)</b>
Direct taxes paid (net of refunds)	45,976	-
<b>Net cash flow used in operating activities</b>	<b>(992,970)</b>	<b>(876,471)</b>
<b>Cash flow from investing Activities</b>		
Interest Received	418,994	538,438
Dividend Received	496	508
Purchase of fixed assets	(14,389)	-
Investment in Subsidiary & associates/joint ventures	(1,589,188)	(8794,979)
Purchase of Investments	(496)	(508)
<b>Net cash flow from/(used in) investing activities</b>	<b>(1,184,584)</b>	<b>(8,256,541)</b>
<b>Cash flow from financing Activities</b>		
Issue of Equity capital	-	10,000,000
<b>Net cash flow from financing activities</b>	<b>-</b>	<b>10,000,000</b>
<b>Net increase/(decrease) in cash and cash equivalents</b>	<b>(2,177,553)</b>	<b>866,988</b>
Cash and cash equivalents at the beginning of the year	11,007,342	10,140,354
<b>Cash and cash equivalents at the end of the year</b>	<b>8,829,787</b>	<b>11,007,342</b>
<b>Reconciliation of cash and cash equivalents as per the cash flow statement :</b>		
Cash on Hand	-	-
Balance in Current accounts with Scheduled Banks	8,829,787	11,007,342
Balance as per the cash flow statement :	<b>8,829,787</b>	<b>11,007,342</b>

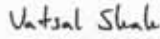
As per our report of even date  
For G M Kapadia & Co  
Chartered Accountants  
Firm Registration No. 104767W

  
Atul Shah  
Partner  
Membership No. 039569



Place: Mumbai  
Date: May 12, 2025

For MICL Global INC

DocuSigned by:  
  
828CF463B0F5455...  
Vatsal Shah  
Director

Date: May 12, 2025

## MICL Global INC

## Statement of Changes in Equity for the year ended 31st March, 2025

A. Equity Share Capital	(Amount in USD)	
	Note	Amount
Balance as at 31st March, 2023		<u>24,500,000</u>
Changes in Equity Share Capital during the year		<u>10,000,000</u>
<b>Balance as at 31st March, 2024</b>		<u><b>34,500,000</b></u>
Changes in Equity Share Capital during the year		<u>-</u>
<b>Balance as at 31st March, 2025</b>		<u><b>34,500,000</b></u>

B. Other Equity	Reserves and Surplus Retained Earnings	Total Other equity
Balance at March 31, 2023	<u>(773,353)</u>	<u>(773,353)</u>
Loss for the year	(516,355)	(516,355)
Other Comprehensive Income	-	-
<b>Total Comprehensive Income for the year</b>	<u><b>(516,355)</b></u>	<u><b>(516,355)</b></u>
<b>Balance at March 31, 2024</b>	<u><b>(1,289,708)</b></u>	<u><b>(1,289,708)</b></u>
Loss for the year	(6,093,631)	(6,093,631)
Other Comprehensive Income	-	-
<b>Total Comprehensive Income for the year</b>	<u><b>(6,093,631)</b></u>	<u><b>(6,093,631)</b></u>
<b>Balance at March 31, 2025</b>	<u><b>(7,383,339)</b></u>	<u><b>(7,383,339)</b></u>

*BL*

---

**Background**

MICL Global INC domiciled in State of Delaware. The Company was incorporated on October 2, 2020.

**Authorisation of Standalone Financial Statements**

The standalone financial statements for the year ended March 31, 2025, were approved and authorised for issue by the Board of Directors on May 12, 2025

**1 Material accounting policies**

This note provides a list of the material accounting policies adopted in the presentation of these standalone financial statements

**1.01 Basis of Preparation**

**Compliance with Ind AS**

These Special Purpose Standalone financial statements comply in all material aspects with Indian Accounting Standards ("Ind AS") notified under Section 133 of the Companies Act, 2013 ("the Act") and relevant rules issued there under to the extent applicable to the Company.

**Historical cost convention**

The financial statements have been prepared on a historical cost basis, except for the following:

- Certain financial assets and liabilities (including investments in mutual funds) are measured at fair value;

**1.02 Current versus non-current classification**

The Company presents assets and liabilities in the balance sheet based on current/ non-current classification.

All assets and liabilities have been classified as current or non-current as per the Company's normal operating cycle and other criteria set out in the Schedule III to the Act. Based on the nature of operations, and the time between the acquisition of assets for processing and their realisation in cash and cash equivalents, the Company has ascertained its operating cycle as 12 months for the purpose of current - non-current classification of assets and liabilities.

Deferred tax assets and liabilities are classified as non-current on net basis.

**1.03 Property, Plant and Equipment**

Property, Plant and Equipment is stated at cost, less accumulated depreciation and accumulated impairment losses. The initial cost of an asset comprises its purchase price or construction cost, any costs directly attributable to bringing the asset into the location and condition necessary for it to be capable of operating in the manner intended by management, the initial estimate of any decommissioning obligation, if any, and, for assets that necessarily take a substantial period of time to get ready for their intended use, finance costs. The purchase price or construction cost is the aggregate amount paid and the fair value of any other consideration given to acquire the asset.

Subsequent costs are included in the asset's carrying amount or recognised as a separate asset, as appropriate, only when it is probable that future economic benefits associated with the item will flow to the company and the cost of the item can be measured reliably. All other repairs and maintenance are charged to statement of profit and loss during the reporting period in which they are incurred.

An item of Property, Plant and Equipment is derecognised upon disposal or when no future economic benefits are expected to arise from the continued use of the asset. Any gain or loss arising on the disposal or retirement of an item of property, plant and equipment is determined as the difference between the sales proceeds and the carrying amount of the asset and is recognised in statement of profit and loss.



#### **1.04 Depreciation on Property, Plant and Equipment**

Depreciation on Property, Plant and Equipment is computed on Straight line basis. Depreciation for assets purchased / sold if any during a period is proportionately charged.

#### **1.05 Impairment of non-financial assets**

Carrying amount of Property, Plant and Equipment, and investments in subsidiaries (which are carried at cost) are tested for impairment whenever events or changes in circumstances indicate that the carrying amount may not be recoverable. An impairment loss is recognised for the amount by which the asset's carrying amount exceeds its recoverable amount. The recoverable amount is the higher of an asset's fair value less costs of disposal and value in use.

For the purposes of assessing impairment, assets are grouped at the lowest levels for which there are separately identifiable cash inflows which are largely independent of the cash inflows from other assets or group of assets (cash-generating units).

Non-financial assets other than goodwill that suffered impairment are reviewed for possible reversal of the impairment at the end of each reporting period. When an impairment loss subsequently reverses, the carrying amount of the asset (or cash-generating unit) is increased to the revised estimate of its recoverable amount, but so that the increased carrying amount does not exceed the carrying amount that would have been determined had no impairment loss been recognised for the asset (or cash-generating unit) in prior years. A reversal of an impairment loss is recognised immediately in profit and loss.

#### **1.06 Investment in subsidiaries**

The Company's investments in its subsidiaries and associates/joint ventures are accounted at cost as per Ind AS 27 and reviewed for impairment at each reporting date.

#### **1.07 Use of judgements, estimates and assumptions**

The estimates and judgments used in the preparation of the financial statements are continuously evaluated by the Company and are based on historical experience and various other assumptions and factors (including expectations of future events) that the Company believes to be reasonable under the existing circumstances. Differences between actual results and estimates are recognised in the period in which the results are known / materialised.

The said estimates are based on the facts and events, that existed as at the reporting date, or that occurred after that date but provide additional evidence about conditions existing as at the reporting date.

#### **1.08 Financial Instruments**

Financial assets and financial liabilities are recognised when a Company becomes a party to the contractual provisions of the instruments.

##### Initial Recognition and Measurement – Financial Assets and Financial Liabilities

Financial assets and financial liabilities are initially measured at fair value. Transaction costs that are directly attributable to the acquisition or issue of financial assets and financial liabilities (other than financial assets and financial liabilities at fair value through profit or loss and ancillary costs related to borrowings) are added to or deducted from the fair value of the financial assets or financial liabilities, as appropriate, on initial recognition. Transaction costs directly attributable to the acquisition of financial assets or financial liabilities at fair value through profit or loss are recognised immediately in the Statement of Profit and Loss.

##### Classification and Subsequent Measurement : Financial Assets

The Company classifies financial assets as subsequently measured at amortised cost, fair value through other comprehensive income ("FVTOCI") or fair value through profit or loss ("FVTPL") on the basis of following :

- the entity's business model for managing the financial assets and
- the contractual cash flow characteristics of the financial asset



#### Amortised Cost

A financial asset is classified and measured at amortised cost if both of the following conditions are met :

- the financial asset is held within a business model whose objective is to hold financial assets in order to collect contractual cash flows and
- the contractual terms of the financial asset give rise on specified dates to cash flows that are solely payments of principal and interest on the principal amount outstanding.

#### FVTOCI

A financial asset is classified and measured at FVTOCI if both of the following conditions are met :

- the financial asset is held within a business model whose objective is achieved by both collecting contractual cash flows and selling financial assets and
- the contractual terms of the financial asset give rise on specified dates to cash flows that are solely payments of principal and interest on the principal amount outstanding.

#### FVTPL

A financial asset is classified and measured at FVTPL unless it is measured at amortised cost or at FVTOCI.

All recognised financial assets are subsequently measured in their entirety at either amortised cost or fair value, depending on the classification of the financial assets.

#### Impairment of Financial Assets

The Company assesses on a forward looking basis the expected credit losses associated with its assets carried at amortised cost. The impairment methodology applied depends on whether there has been a significant increase in credit risk.

For trade receivables only, the Company applies the simplified approach permitted by Ind AS 109 Financial Instruments, which requires expected lifetime losses to be recognised from initial recognition of the receivables.

#### Classification and Subsequent measurement : Financial Liabilities

The Company's financial liabilities include trade and other payables, loans and borrowings including bank overdrafts, financial guarantee contracts.

#### Financial Liabilities at FVTPL

Financial liabilities are classified as FVTPL when the financial liability is held for trading or are designated upon initial recognition as FVTPL.

Gains or losses on financial liabilities held for trading are recognised in the Statement of Profit and Loss.

#### Other Financial Liabilities

Other financial liabilities (including borrowings and trade and other payables) are subsequently measured at amortised cost using the effective interest method.

The effective interest method is a method of calculating the amortised cost of a financial liability and of allocating interest expense over the relevant period. The effective interest rate is the rate that exactly discounts estimated future cash payments (including all fees and points paid or received that form an integral part of the effective interest rate, transaction costs and other premiums or discounts) through the expected life of the financial liability, or (where appropriate) a shorter period, to the net carrying amount on initial recognition.

#### Derecognition of Financial Assets and Financial Liabilities

The Company de-recognises a financial asset when the contractual rights to the cash flows from the financial asset expire, or it transfers the rights to receive the contractual cash flows in a transaction in which substantially all of the risks and rewards of ownership of the financial asset are transferred. If the Company enters into transactions whereby it transfers assets recognised on its balance sheet, but retains either all or substantially all of the risks and rewards of the transferred assets, the transferred assets are not derecognised.

A financial liability is derecognised when the obligation under the liability is discharged or cancelled or expires.



### 1.09 Revenue Recognition

Revenue is recognised on satisfaction of performance obligations upon transfer of control of promised works or services to customers in an amount that reflects the consideration the Company expects to receive in exchange for those works or services. Performance obligation may be satisfied over time or at a point in time. Performance obligations satisfied over time if any one of the following criteria is met. In such cases, revenue is recognised over time.

- 1 The Customer simultaneously receives and consumes the benefits provided by the Company's performance
- 2 The Company's performance creates or enhances an asset that the customer controls as the asset is created or enhanced; or
- 3 The Company's performance doesn't create an asset with an alternative use to the Company and the Company has an enforceable right to payment for performance completed to date.

For performance obligations where one of the above conditions are not met, revenue is recognised at the point in time at which the performance obligation is satisfied.

### 1.10 Recognition of Dividend Income and Interest Income

#### Dividend income

Dividend income from investments is recognised when the shareholder's right to receive payment has been established (provided that it is probable that the economic benefits will flow to the Company and the amount of income can be measured reliably).

#### Interest income

Interest income from a financial asset is recognised when it is probable that the economic benefits will flow to the Company and the amount of income can be measured reliably. Interest income is accrued on timely basis, by reference to the principal outstanding and at the effective interest rate applicable.

### 1.11 Employee Benefits

#### **Short Term Obligations**

Short term employee benefits are recognised as an expense at an undiscounted amount in the Statement of profit and loss of the year in which the related services are rendered.

### 1.12 Taxes on Income

The Company files federal & state tax returns on consolidated basis. The income tax liability resulting from the activities of the Company, its associates and its subsidiaries shall be computed at the time of filing consolidated tax return.

The tax currently payable is based on taxable profit for the year. Taxable profit differs from 'Profit before tax' as reported in profit and loss because of items of income or expense that are taxable or deductible in other years and items that are never taxable or deductible. The Company's current tax is calculated using tax rates that have been enacted or substantively enacted by the end of the reporting period.

The tax currently payable is based on taxable profit for the year. Taxable profit differs from 'Profit before tax' as reported in profit and loss because of items of income or expense that are taxable or deductible in other years and items that are never taxable or deductible. The Company's current tax is calculated using tax rates that have been enacted or

#### **Deferred Tax**

Deferred tax is recognised on temporary differences between the carrying amounts of assets and liabilities in the financial statements and the corresponding tax basis used in the computation of taxable profits. Deferred tax liabilities are generally recognised for all taxable temporary differences. Deferred tax assets are generally recognised for all deductible temporary differences to the extent that it is probable that taxable profits will be available against which those deductible temporary differences can be utilized.

The carrying amount of deferred tax assets is reviewed at the end of each reporting period and reduced to the extent that it is no longer probable that sufficient taxable profits will be available to allow all or part of the asset to be recovered.

Deferred tax liabilities and assets are measured at the tax rates that are expected to apply in the period in which the liability is settled or the asset realised, based on tax rates (and tax laws) that have been enacted or substantively enacted by the end of the reporting period.

The measurement of deferred tax liabilities and assets reflects the tax consequences that would follow from the manner in which the company expects, at the end of the reporting period, to recover the carrying amount of its assets and liabilities.



### 1.13 Earnings Per Share (EPS)

#### Basic earnings per share

Basic earnings per share is calculated by dividing :

- the profit attributable to owners of the Company
- by the weighted average number of equity shares outstanding during the financial year, adjusted for bonus elements in equity shares

### 1.14 Provisions, Contingent Liabilities and Contingent Assets

Provisions are recognised when the Company has present obligation (legal or constructive) as a result of a past event; it is probable that the Company will be required to settle the present obligation and a reliable estimate can be made of the amount of the obligation.

The amount recognised as a provision is the best estimate of the consideration required to settle the present obligation at the end of the reporting period, taking into account the risk and uncertainties surrounding the obligation. When a provision is measured using the cash flows estimated to settle the present obligation, its carrying amount is the present value of those cash flows (when the effect of the time value of money is material)

Contingent liabilities are stated separately by way of a note. Contingent Liabilities are disclosed when the Company has a possible obligation or a present obligation and it is not probable that a cash outflow will be required to settle the obligation. Contingent Assets are neither recognised nor disclosed.

### 1.15 Foreign Currencies

The Functional currency of the Company is the United States Dollars (USD). These financial statements are presented in USD.

### 1.16 Cash and cash equivalents

For the purpose of presentation in the statement of cash flows, cash and cash equivalents includes cash on hand, deposits held at call with financial institutions, other short-term, highly liquid investments with original maturities of three months or less that are readily convertible to known amounts of cash and which are subject to an insignificant risk of changes in value.

### 1.17 Goodwill

Goodwill on acquisition

Goodwill on acquisition represents excess of consideration paid for acquisition of business over the fair value of net assets. Goodwill is not amortised but is tested for impairment at each reporting date.

Impairment of Goodwill

The Company estimates the value-in-use of the cash generating units (CGUs) based on the future cash flows after considering current economic conditions and trends, estimated future operating results and growth rate and anticipated future economic and regulatory conditions. The estimated cash flows are developed using internal forecasts. The discount rates used for the CGUs represent the weighted average cost of capital and estimated operating margins.



MICL Global INC  
Notes to the Standalone Financial Statements for the year ended 31st March, 2025

2.1 Property, Plant and Equipment

(Amount in USD)

Description	Gross Carrying Amount			Accumulated Depreciation				Net Carrying Amount		
	As at	Additions	Disposal	As at	As at	For the Year	Eliminatio on Disposal	As at	As at	
	April 01, 2024			March 31, 2025	April 01, 2024			March 31, 2025	March 31, 2025	March 31, 2024
Furniture & Fixings	13,260	14,389	-	27,649	3,964	2,200	-	6,164	21,485	9,295

(Amount in USD)

Description	Gross Carrying Amount			Accumulated Depreciation				Net Carrying Amount		
	As at	Additions	Disposal	As at	As at	For the Year	Eliminatio on Disposal	As at	As at	
	April 01, 2023			March 31, 2024	April 01, 2023			March 31, 2024	March 31, 2024	March 31, 2023
Furniture & Fixings	13,260	-	-	13,260	2,064	1,900	-	3,964	9,295	11,195

*Handwritten signature*

## MICL Global INC

## Notes to the Standalone Financial Statements for the year ended 31st March, 2025

(Amount in USD)

	As at March 31, 2025	As at March 31, 2024
<b>2.2 Goodwill</b>		
Balance at the beginning of the year	251,675	251,675
	<b>251,675</b>	<b>251,675</b>
<b>2.3 Investments</b>	<b>As at March 31, 2025</b>	<b>As at March 31, 2024</b>
<b>In LLC measured at Cost</b>		
Wholly Owned Subsidiary 3090 McDonald Ave, LLC	8,498,671	9,453,325
Investment in Associates/Joint Ventures Holding 752 & 758 Nw 2 ST LLC	900,000	-
MICL Bayshore LLC	5,764,714	4,848,999
MICL Tigertail LLC	1,000,001	-
Parvat Washington LLC	7,918	2,410,000
Parvat Ponce, LLC	9,139	5,230,979
<b>Total</b>	<b>16,180,443</b>	<b>21,943,303</b>
<b>2.4 Deferred Tax Assets</b>	<b>As at March 31, 2025</b>	<b>As at March 31, 2024</b>
Deferred tax on Business loss	1,776,378	41,879
<b>Total</b>	<b>1,776,378</b>	<b>41,879</b>
<b>2.5 Other non current assets</b>	<b>As at March 31, 2025</b>	<b>As at March 31, 2024</b>
Capital advances	13,041	-
	<b>13,041</b>	<b>-</b>
<b>2.6 Investments</b>	<b>As at March 31, 2025</b>	<b>As at March 31, 2024</b>
In Government Securities	11,149	10,653
	<b>11,149</b>	<b>10,653</b>
<b>2.7 Cash and Cash Equivalents</b>	<b>As at March 31, 2025</b>	<b>As at March 31, 2024</b>
Balances with Banks		
On Current Accounts		
Chase Bank Checking (3097)	116,117	89,819
Wells Fargo Checking (6076)	10,007	10,006
Fidelity Cash	1	1
Citi Bank	8,703,663	10,907,516
	<b>8,829,787</b>	<b>11,007,342</b>
<b>2.8 Other Financial Assets</b>	<b>As at March 31, 2025</b>	<b>As at March 31, 2024</b>
Security Deposits	28,500	10,500
Other receivable	109	-
<b>Total</b>	<b>28,609</b>	<b>10,500</b>
<b>2.9 Other Current Assets</b>	<b>As at March 31, 2025</b>	<b>As at March 31, 2024</b>
Prepaid Expenses	29,606	467
Advances to vendor	10,000	2,999
	<b>39,606</b>	<b>3,466</b>



<b>3.3 Other Expenses</b>	<b>As at March 31, 2025</b>	<b>As at March 31, 2024</b>
Bank Charges	563	425
Rates, taxes & Duties	18,381	8,490
Rent	173,930	133,550
Staff Welfare	399	-
Office Expenses	31,581	8,831
Software Expenses	16,823	14,568
General Expenses	3,799	14,525
Travelling Expenses	57,057	95,565
Auditor's Remuneration	2,450	2,450
Insurance Expenses	46,668	22,270
Postage & Shipping	399	245
Professional Charges	39,950	96,982
Repairs and Maintenance	6,238	-
Share in Loss From Associates	7,352,048	-
Electricity Expense	270	488
Printing & Publishing	453	1,136
<b>Total</b>	<b>7,751,009</b>	<b>399,525</b>

<b>3.4 Tax expenses</b>	<b>As at March 31, 2025</b>	<b>As at March 31, 2024</b>
<b>(a) Income tax expenses :</b>		
<b>Current tax</b>		
In respect of the current year	5,802	40,174
Adjustments relating to earlier years	-	-
<b>Deferred tax</b>		
In respect of the current year	(1,734,499)	202,782
<b>Total income tax expense recognised in the current year</b>	<b>(1,728,697)</b>	<b>242,956</b>

*Handwritten signature*

MICL Global Inc.

Notes to the Standalone Financial Statements for the year ended 31st March, 2025

(Amount in USD)

**4.01 Financial Instruments : Fair value measurements, Financial risk management and Capital management****(i) Methods and assumptions used to estimate the fair values.**

The fair values of the financial assets and liabilities are included at the amount at which the instruments can be exchanged in a current transaction between willing parties, other than in a forced or liquidation sale.

The following methods and assumptions were used to estimate the fair values:

- The carrying amounts of receivables and payables which are short term in nature such as trade receivables, other receivables, other bank balances, deposits, loans, accrued interest, trade payables, receivables / payables for property, plant and equipment, demand loans from banks and cash and cash equivalents are considered to be the same as their fair values.
- The fair values of non-current assets and liabilities are measured at amortised cost and are classified as level 3 fair values in the fair value hierarchy due to the use of unobservable inputs.
- For financial assets and liabilities that are measured at fair value, the carrying amounts are equal to the fair values.

**(ii) Categories of Financial instruments**

The Company uses the following hierarchy for determining and disclosing the fair value of financial instruments by valuation technique.

Level 1: unadjusted quoted prices in active markets for identical assets or liabilities.

Level 2: directly or indirectly observable market inputs, other than Level 1 inputs; and

Level 3: inputs which are not based on observable market data

Particulars	As at March 31, 2025		As at March 31, 2024	
	Carrying Value	Fair Value	Carrying Value	Fair Value
<b>Financial Assets</b>				
<b>Measured at amortised cost</b>				
Investment in Government securities	11,149	11,149	10,653	10,653
Cash and bank balances	8,829,787	8,829,787	11,007,342	11,007,342
Other Financial Assets	28,609	28,609	10,500	10,500
<b>Total Financial Assets</b>	<b>8,869,545</b>	<b>8,869,545</b>	<b>11,028,495</b>	<b>11,028,495</b>
Particulars	As at March 31, 2025		As at March 31, 2024	
	Carrying Value	Fair Value	Carrying Value	Fair Value
<b>Financial Liabilities</b>				
<b>Measured at amortised cost</b>				
Other Financial Liabilities	35,511	35,511	27,646	27,646
<b>Total Financial Liabilities</b>	<b>35,511</b>	<b>35,511</b>	<b>27,646</b>	<b>27,646</b>

**(iii) Financial Risk Management**

Risks are events, situations or circumstances which may lead to negative consequences on the Company's businesses. Risk management is a structured approach to manage uncertainty. The Board has adopted a Risk Management Policy. All business divisions and corporate functions have embraced Risk Management Policy and make use of it in their decision making. Risk management is an integral part of the business practices of the Company. The Company's activities expose it to credit risk, liquidity risk and market risk. These key business risks and their mitigation are considered in day-to-day working of the Company.

**a. Market Risk**

Market risk is the risk that the fair value or future cash flows of a financial instrument may fluctuate because of changes in market prices. The Company has insignificant exposure to market risks as it has no debts as at the end of the reporting period.

**b. Credit Risk**

Credit risk is the risk that a customer or counterparty to a financial instrument will fail to perform or pay amounts due causing financial loss to the Company. Credit risk arises from Company's activities in investments and outstanding receivables from customers.

**c. Liquidity Risk**

Considering the fact that the Company does not have material amounts of non current assets (consist of Withholding tax credit) coupled with the fact that the services are rendered exclusively to a fellow subsidiary, the Company is not exposed to a significant liquidity risk.

**(iv) Capital Management****Risk management**

The Company's objectives when managing capital are to safeguard its ability to continue as a going concern, so that it can continue to provide returns for shareholders and benefits for other stakeholders, and maintain an optimal capital structure to maximise shareholder value.

For the purpose of the Company's capital management, capital includes capital and all other equity reserves. In order to maintain or achieve a capital structure that maximises the shareholder value, the Company allocates its capital for distribution as dividend or reinvestment into business based on its long term financial plans. As at March 31, 2025, the Company has only one class of equity shares and has no debts of long term nature. Hence, there are no externally imposed capital requirements.

4.02 Related Party Disclosures

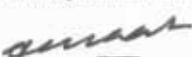
List of Related Parties where control exists and related parties with whom transactions have been taken place and relationship

Sl. No.	Name of the Related Party	Relationship
1	Man Infraconstructions Limited	Holding Company
2	3090 McDonald Ave LLC	Subsidiary Company
3	MICL Bayshore LLC	Associate
4	Parvat Washington LLC	Associate
5	Parvat Ponce, LLC	Associate
6	MICL Tigertail LLC	Associate
7	Holding 752 & 758 Nw 2 ST LLC	Associate
8	Vatsal Shah	Key Management Personnel
9	Keshal Parekh	Key Management Personnel

Transactions with Related Party	Subsidiaries	Holding	Associates and Joint Ventures	Key Management personnel	Relatives of Key Management Personnel	Enterprises in which Key Management Personnel and/or their relatives have Significant Influence	Total
<b>Investment</b>							
3090 McDonald Ave LLC	130,000 (9,535,000)	- (-)	- (-)	- (-)	- (-)	- (-)	130,000 (9,535,000)
MICL Bayshore LLC	-	-	915,715	-	-	-	915,715
Parvat Ponce LLC	(-)	(-)	(2,843,572)	(-)	(-)	(-)	(2,843,572)
Parvat Washington LLC	-	-	28,127	-	-	-	28,127
Parvat Washington LLC	(-)	(-)	(720,979)	(-)	(-)	(-)	(720,979)
Holding 752 & 758 Nw 2 ST LLC	-	-	-	-	-	-	-
MICL Tigertail LLC	(-)	(-)	900,000.00	(-)	(-)	(-)	(-) 900,000
MICL Tigertail LLC	(-)	(-)	(-)	(-)	(-)	(-)	(-)
MICL Tigertail LLC	(-)	(-)	2,000,001	(-)	(-)	(-)	2,000,001 (-)
MICL Tigertail LLC	(-)	(-)	(-)	(-)	(-)	(-)	(-)
<b>Withdrawal of Capital</b>							
3090 McDonald Ave LLC	1,084,654 (2,250,000)	- (-)	- (-)	- (-)	- (-)	- (-)	1,084,654 (2,250,000)
MICL Bayshore LLC	-	-	-	-	-	-	-
Parvat Ponce LLC	(-)	(-)	(2,054,573)	(-)	(-)	(-)	(2,054,573)
Parvat Ponce LLC	-	-	300,000	-	-	-	300,000
MICL Tigertail LLC	(-)	(-)	(-)	(-)	(-)	(-)	(-)
MICL Tigertail LLC	(-)	(-)	1,000,000.00	(-)	(-)	(-)	1,000,000 (-)
MICL Tigertail LLC	(-)	(-)	(-)	(-)	(-)	(-)	(-)
<b>Short Term Employee Benefits Paid</b>							
Vatsal Shah	-	-	-	203,087	-	-	203,087
Vatsal Shah	(-)	(-)	(-)	(129,600)	(-)	(-)	(129,600)
Keshal Parekh	-	-	-	240,167	-	-	240,167
Keshal Parekh	(-)	(-)	(-)	(240,840)	(-)	(-)	(240,840)
<b>Capital Contribution</b>							
Man Infraconstruction Limited	-	-	-	-	-	-	-
Man Infraconstruction Limited	(-)	(10,000,000)	(-)	(-)	(-)	(-)	(10,000,000)
<b>Share of Loss</b>							
Parvat Washington LLC	-	-	2,402,082	-	-	-	2,402,082
Parvat Washington LLC	(-)	(-)	(-)	(-)	(-)	(-)	(-)
Parvat Ponce LLC	-	-	4,949,967	-	-	-	4,949,967
Parvat Ponce LLC	(-)	(-)	(-)	(-)	(-)	(-)	(-)

\* Figures in bracket pertain to Previous Year

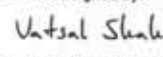
As per our report of even date  
For G M Kapadia & Co  
Chartered Accountants  
Firm Registration No. 104767W

  
Atul Shah  
Partner  
Membership No. 039569

Place : Mumbai  
Date : May 12, 2025



For MICL Global INC

DocuSigned by:  
  
#28CF46380F5455  
Vatsal Shah  
Director

Date : May 12, 2025